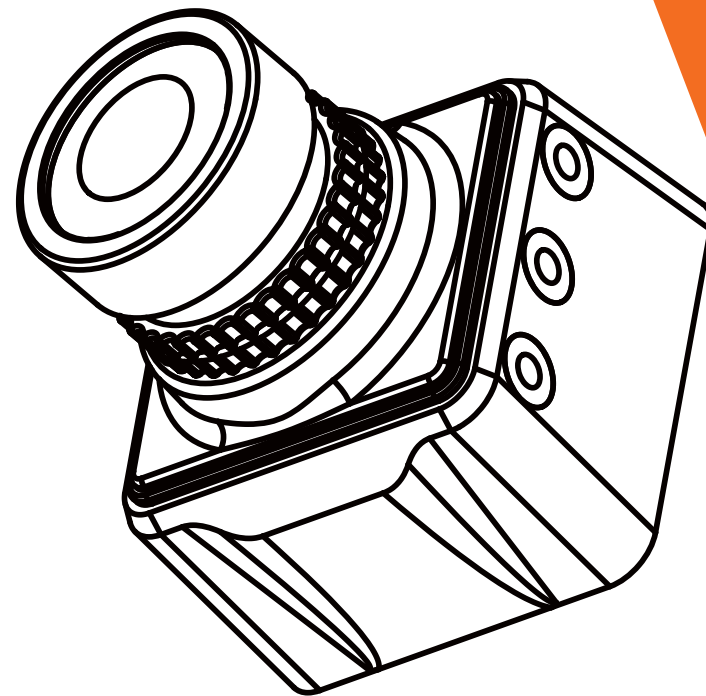
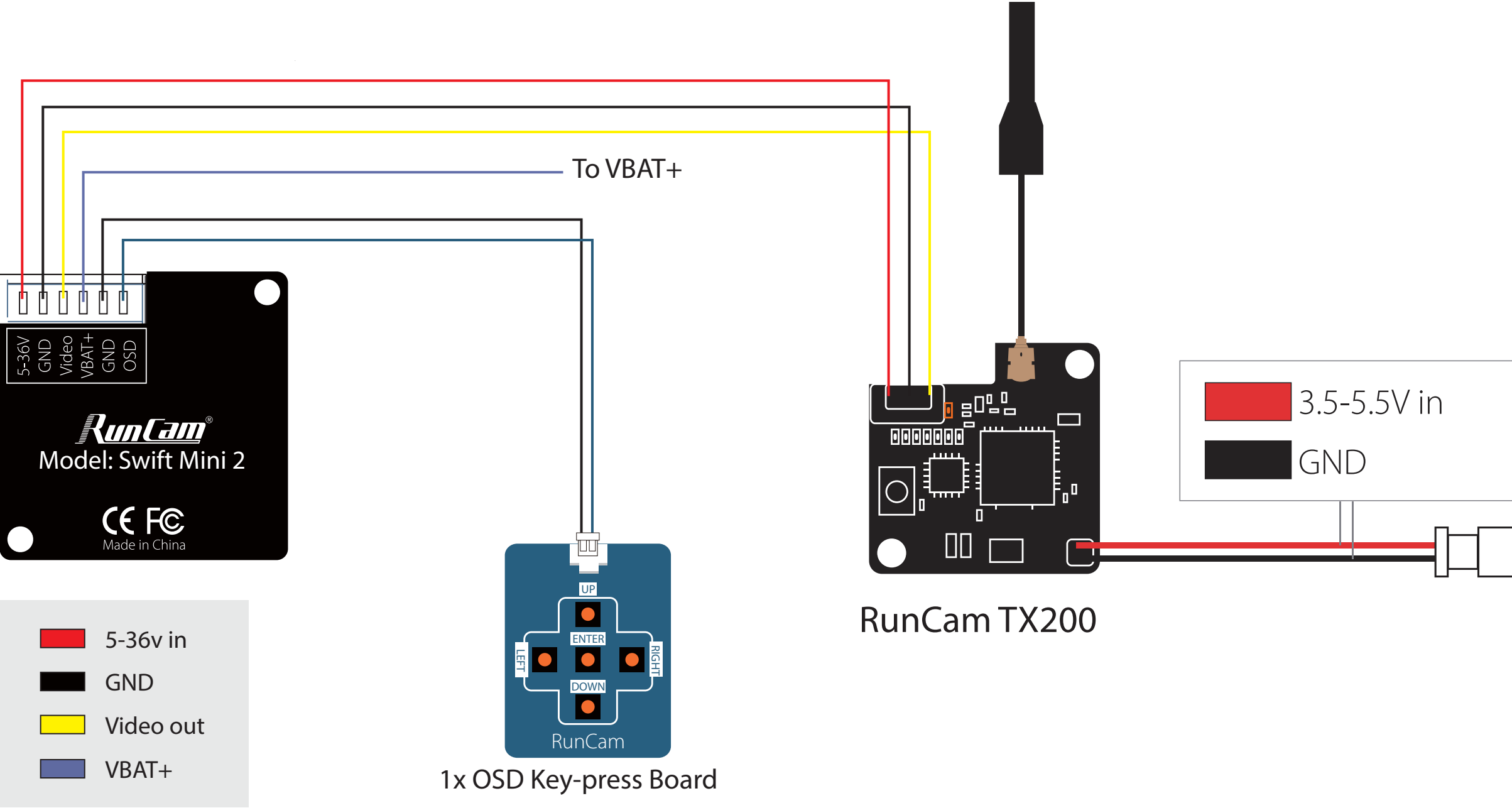





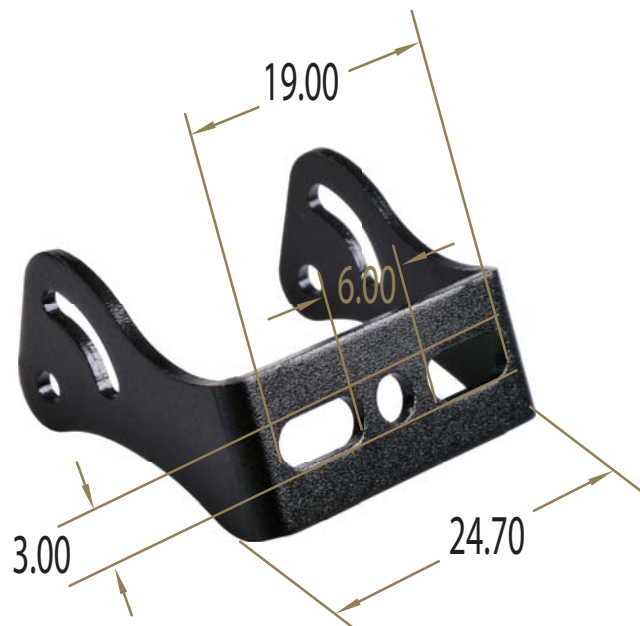
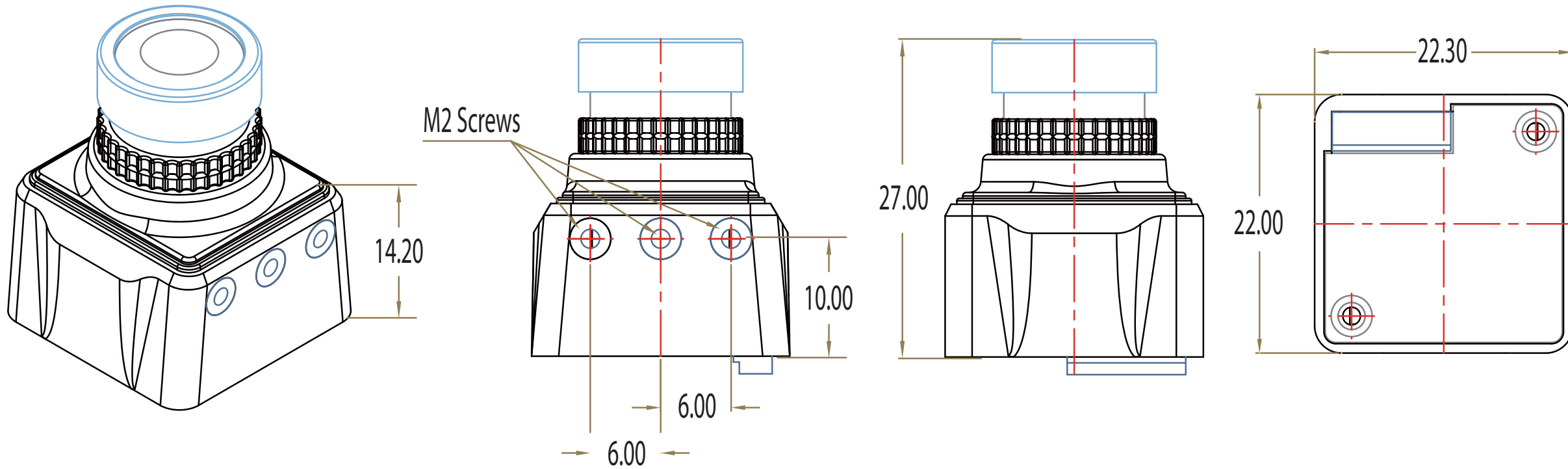
RUNCAM SWIFT MINI 2 USER MANUAL



Connection




Dimensions & Installation



OSD Menu

- QUICK SETTINGS



Quick settings:

- Long press UP button for three seconds to access to the OSD setting's screen
- Long press LEFT button for three seconds to calibrate the voltage. When the voltage text flashes, press UP/DOWN button to adjust it
- Long press DOWN button for ten seconds to reset OSD settings to default
- Long press RIGHT button for three seconds to switch between the camera presets

OSD Menu

1 2 3 4 5 6 7 8 9 0 A B C
D E F G H I J K L M N O P Q
R S T U V W X Y Z = / & : .

CLR	RUNCAM_	
ALARM	: 11.1V	
SCENE	: PERSONAL	
SYSTEM	: ON	POS ←┘
PILOT	: ON	POS ←┘
TIMER	: ON	POS ←┘
VOLTAGE	: ON	POS ←┘
HORIZON	: OFF	POS ←┘
EXIT		

- CLR: clear the ID character;
- ALARM: low voltage warning value, smartly judge the warning value of the battery when it's low; if set it manually, then it saves the manual preset value;
- SCENE: switch the camera presets among Personal / Lightrax / Outdoor/ Indoor/ Cloudy / Twilight
- Press the middle button to switch ON / OFF, then move to POS to enter the position adjustment..

Camera Menu

- MAIN MENU

PERSONAL MENU	
EXPOSURE	←┘
BACKLIGHT	OFF
WHITE BAL	ATW1
DAY & NIGHT	COLOR
IMAGE ADJ	←┘
DPC	←┘
LANGUAGE	ENGLISH
RESET	←┘
EXIT	

- LANGUAGE (English/中文)
- WHITE BAL (ATW1 / ATW2 / AWC → SET / MANUAL: MANUAL)
- DPC (Cover the lens then press enter key)

- EXPOSURE

EXPOSURE	
SHUTTER	AUTO
BRIGHTNESS 050
AGC	OFF
DWDR	ON ←┘
RETURN	RET ←┘

- SHUTTER (AUTO / 50-100000 / FLK)
- BRIGHTNESS (50 / 0-255)
- AGC (OFF / LOW / MIDDLE / HIGH)
- DWDR (ON: 63 0-63 / OFF)

Camera Menu

- IMAGE ADJ

IMAGE ADJ		
LENS SHAD		OFF
2DNR		OFF
MIRROR		OFF
FONT COLOR		←┘
CONTRAST	110
SHARPNESS	026
DISPLAY		USER ←┘
NEG IMAGE		OFF
RETURN		

USER ADJ.		
GAMMA		0.50
PED LEVEL	017
COLOR GAIN	176
RETURN		RET ←┘

- LENS SHAD (OFF/ ON:22 0-255)
- CONTRAST (110 / 0-255)
- SHARPNESS (26 / 0-31)
- DISPLAY (CRT/LCD/USER)

- GAMMA (0.5 / 0.05-1.0)
- PED LEVEL (17 / 0-63)
- COLOR GAIN (176 / 0-255)

Camera Menu

- BACKLIGHT (BLC / HLC / OFF)

BLC		
AREA SEL		AREA1
AREA STATE		ON
GAIN	042
HEIGHT	004
WIDTH	003
LEFT/RIGHT	006
TOP/BOTTOM	005
RETURN		RET ← ↵

- AREA SEL (AREA1/AREA2)
- GAIN (042 / 0-255)
- HEIGHT (4 / 0-10)
- WIDTH (3 / 0-9)
- LEFT/RIGHT (6 / 0-6)
- TOP/BOTTOM (10 / 0-10)

HLC		
LEVEL	200
MODE		ALL DAY
RETURN		RET ← ↵

- LEVEL (200 / 0-255)
- MODE (ALL DAY / NIGHT ONLY)

Camera Menu

- DAY & NIGHT (AUTO / COLOR / B&W / EXT)

D & N AUTO			
D → N LEVEL	080	
D → N DELAY	3	SEC	
N → D LEVEL	032	
N → D DELAY	1	SEC	
RETURN			RET ←┘

D & N B & W	
BURST	OFF
IR SMART	OFF
IR LEVEL	HIGH
RETURN	RET ←┘

- DAY → NIGHT LEVEL (80 / 0-176)
- DAY → NIGHT DELAY (3 / 1-30)
- NIGHT → DAY LEVEL (032 / 0-255)
- NIGHT → DAY DELAY (1 / 1-30)

- BURST (OFF/ON)
- IR SMART (OFF/ON)
- IR LEVEL (HIGH/LOW)

Parameters

Model	RunCam Swift Mini 2
Image Sensor	1/3" SONY Super HAD II CCD
Horizontal Resolution	600TVL
Lens	2.1mm (M12) FOV165° / 2.3mm(M12) FOV 150°
Signal System	PAL/NTSC
Integrated OSD	Yes
One Key Scene	Personal / Lightrax / Outdoor / Indoor / Cloudy / Twilight
S/N Ratio	>60dB (AGC OFF)
Electronic Shutter Speed	PAL: 1/50~100,000; NTSC: 1/60~100,000
Auto Gain Control (AGC)	Yes
Min. Illumination	0.01Lux@1.2F
WDR	D-WDR
DNR	2DNR
Day/Night	Color/Auto/B&W
Power	DC 5-36V
Current	120mA@5V / 60mA@12V
Net Weight	12g
Dimensions	L22.3mm*W22mm*H26mm